



Mapping the Landscape of Surgical Registries in the United Kingdom: A Review According to the SWiM Methodology

CONNOR J. S. MOORE

KERRY N. L. AVERY

AMBER YOUNG

ROBERT J. HINCHLIFFE

XAVIER L. GRIFFIN

SHELLEY POTTER


**Author affiliations can be found in the back matter of this article*

ABSTRACT

Background: Well-designed surgical registries are essential for high-quality patient centred evaluation of implantable devices and surgical procedures. The importance of registries was highlighted in the recent Cumberlege report that detailed innovation failures such as the use of vaginal mesh. Many surgical registries exist, but it is currently unclear how different registries are funded, governed, designed, and how their databases are hosted and utilised. There is therefore a need to understand the variation and characteristics of existing surgical registries to identify limitations and make recommendations for improvement. This work aims to understand the characteristics and heterogeneity in the design, governance, and function of existing surgical registries in the United Kingdom (UK).

Methods: Existing surgical registries will be identified using multiple data sources including surgical society websites; search engine review; a targeted search of the Medline and Embase databases and expert knowledge. The data identified will be reviewed following the synthesis without meta-analysis (SWiM) methodology. This information will be gathered from sources in the public domain only to fully understand registry transparency for professionals and the public. Details of each registry including disease area/condition/device evaluated; types of outcomes collected; governance, consent, and oversight; linkage to other datasets and funding will be extracted using a standardised data extraction tool. Characteristics of identified registries will be summarised into a narrative review.

Dissemination: Findings will be presented at national and international conferences and published in peer-reviewed journals. Results will be presented to key stakeholders including surgeons, methodologists, trialists, regulators, data managers and patients to provide an up-to-date description of the current state of surgical registries in the UK. This work will inform a consensus process to agree how the design of new and existing registries can be optimised to support high quality research to benefit patients and the NHS.



PROTOCOL



IJS Press

Part of the IJS Publishing Group

CORRESPONDING AUTHOR:

Shelley Potter

Bristol Centre for Surgical Research, Bristol Medical School, Department of Population Health Sciences, Canynge Hall, 39 Whatley Road, Bristol, BS8 2PS, United Kingdom; Bristol Breast Care Centre Southmead Hospital, Southmead Road, Westbury-on-Trym, Bristol, BS10 5NB, UK

Shelley.potter@bristol.ac.uk

KEYWORDS:

Surgical Registries; Registry; Audit Database; Surgical Device monitoring; surgical procedure monitoring; national audit

TO CITE THIS ARTICLE:

Moore CJS, Avery KNL, Young A, Hinchliffe RJ, Griffin XL, Potter S. 2021. Mapping the Landscape of Surgical Registries in the United Kingdom: A Review According to the SWiM Methodology. *International Journal of Surgery: Protocols*, 25(1), pp. 257–261. DOI: <https://doi.org/10.29337/ijsp.169>

- Snowball searching using references of identified papers and reviews
- Clinical expertise and knowledge from research team and experts in registry development

3.2 REGISTRY DEFINITION

A registry will be defined as “an organized system that uses observational study methods to collect uniform data to evaluate specified outcomes for a population defined by a particular disease, condition or exposure, and that serves a predetermined scientific, clinical, or policy purposes” [3].

3.3 REGISTRY SELECTION

A list of identified registries together with their parent surgical speciality and/or specific intervention/device(s) considered will be developed and reviewed by the study team. Only UK based registries evaluating a surgical intervention (e.g. the National Flap Registry [2]) and/or device (e.g. the National Joint Registry [12]) and/or conditions treated with surgery (e.g. International Burns Registry [13]) will be included in the review. For the purposes of this review, a surgical intervention will be defined as ‘a procedure involving an incision with instruments usually performed in an operating theatre and normally involving anaesthesia and/or respiratory assistance’ [14]. Registries of purely medical conditions (e.g. the National Haemophilia database [15]) will be excluded. A list of all registries encountered will be developed. Details of each registry will then be acquired from registry/surgical society website and associated documents and/or via full-text articles that have described each registry. Whilst unconventional, the systematic search of website information is necessary to fully ascertain registry characteristics that aren’t described in protocols for registry development. Uncertainties will be discussed with the study team and clear reasoning for registry exclusion will be documented.

3.4 DATA EXTRACTION

A data extraction proforma will be developed and iteratively refined by the study team to include all items of potential relevance to registry design; funding; data management, collection, and reporting; nature of data collected (e.g., PROMs); governance including the need for individual patient consent and registry oversight; linkages and any additionally relevant contextual factors; use in research. This will be informed by the literature [1] and clinical and methodological expertise from the study team. The data extraction proforma will be piloted with 8 or more registries and refined as needed prior to commencing full data extraction.

Data sources and associated documentation on registry websites will be utilised in addition to any published literature. This information will be gathered from sources in the public domain only. Data extraction will be performed by one reviewer with approximately

20% of registries double data extracted by a second reviewer to ensure methodological rigor. Any areas of disagreement or uncertainty will be resolved by discussion with the wider study team.

3.5 DATA ANALYSIS

A summary of key demographics of each registry will be presented and the results tabulated where relevant. A descriptive analysis of these data will be used to compare characteristics between registries that are utilised for surgical devices and/or procedures. A narrative synthesis will be used to describe the study findings and generate recommendations for best practice.

3.6 ASSESSING BIAS AND META-BIAS

This will be assessed as to whether this review is compliant with the SWIM [11] reporting checklist including: risk of bias in study design, risk of bias in individual studies, presenting data on the risk of bias across information encountered.

3.7 LIMITATIONS OF THE SYNTHESIS

The main limitation of this study is that the study group are assessing information available in the public domain only. This means that some key information on registry characteristics could be missed, by nature of the study design. Where relevant this transparency of information will be discussed keeping in mind the limitations of the study design. It is also possible that some registries may not be included due to being missed in the literature search. Efforts to address this have been made by using a novel review approach which includes search engine review and extraction of data on registry websites. This will address some of the limitations inherent to systematic review of available literature which would miss registries that only published research findings in non-pubmed indexed annual reports, or did not publish a protocol prior to development.

GUARANTOR

On behalf of all the contributors Shelley Potter will act as the guarantor of this study.

RESEARCH REGISTRATION NUMBER

Name of the registry: N/a

Unique Identifying number or registration ID: N/a

Hyperlink to the registration (must be publicly accessible): N/a.

FUNDING INFORMATION

This study is supported by the National Institute for Health Research (NIHR) Biomedical Research Centre (BRC) at the

University Hospitals Bristol and Weston NHS Foundation Trust and the University of Bristol and the Royal College of Surgeons of England Bristol Surgical Trials Centre (BRC-1215-20011). SP, RH and XLG are NIHR Clinician Scientists (CS-2016-16-019, CS-2017-17-020). AY is funded by the NIHR Advanced Fellowship (NIHR301362). RH receives support from the Linder Foundation. The views expressed are those of the authors and not necessarily those of the Linder Foundation, the UK National Health Service, National Institute for Health Research, or Department of Health.

COMPETING INTERESTS

The authors have no competing interests to declare.

AUTHOR CONTRIBUTIONS

CM, SP, KA, AY & RH devised this study. CM, SP, KA, RH, & AY drafted this article. All authors revised it and approved the final version for publication.

AUTHOR INFORMATIONS

Connor Moore: Conceptualization, Methodology, Formal Analysis, investigation, data curation, writing – original draft, writing – review and editing, visualisation, project administration.

Kerry Avery: Conceptualization, methodology, writing – review and editing.


Amber Young: Conceptualisation, methodology, writing – review and editing


Robert Hinchliffe: Writing – review and editing, conceptualisation, methodology


Xavier Griffin: Supervision, writing – review and editing, methodology


Shelley Potter: Conceptualization, methodology, resources, writing – review and editing, supervision, project administration, funding acquisition


AUTHOR AFFILIATIONS


Connor J. S. Moore  orcid.org/0000-0003-0632-8659
Bristol Centre for Surgical Research, Bristol Medical School, Department of Population Health Sciences, Canynge Hall, 39 Whatley Road, Bristol, BS8 2PS, United Kingdom

Kerry N. L. Avery  orcid.org/0000-0001-5477-2418
Bristol Centre for Surgical Research, Bristol Medical School, Department of Population Health Sciences, Canynge Hall, 39 Whatley Road, Bristol, BS8 2PS, United Kingdom

Amber Young  orcid.org/0000-0001-7205-492X
Bristol Centre for Surgical Research, Bristol Medical School, Department of Population Health Sciences, Canynge Hall, 39 Whatley Road, Bristol, BS8 2PS, United Kingdom

Robert J. Hinchliffe  orcid.org/0000-0002-6370-0800
Bristol Centre for Surgical Research, Bristol Medical School, Department of Population Health Sciences, Canynge Hall, 39 Whatley Road, Bristol, BS8 2PS, United Kingdom

Xavier L. Griffin  orcid.org/0000-0003-2976-7523
Barts Bone and Joint Health, Barts and The London School of Medicine and Dentistry, Queen Mary University of London, London, UK; Department of Trauma and Orthopaedic Surgery, Barts Health NHS Trust, London, UK

Shelley Potter  orcid.org/0000-0002-6977-312X
Bristol Centre for Surgical Research, Bristol Medical School, Department of Population Health Sciences, Canynge Hall, 39 Whatley Road, Bristol, BS8 2PS, United Kingdom; Bristol Breast Care Centre Southmead Hospital, Southmead Road, Westbury-on-Trym, Bristol, BS10 5NB, UK

REFERENCES

- Mandavia R, Knight A, Phillips J, Mossialos E, Littlejohns P, Schilder A.** What are the essential features of a successful surgical registry? A systematic review. *BMJ Open*. 2017; 7: e017373. DOI: <https://doi.org/10.1136/bmjopen-2017-017373>
- Hazari A, Walton P.** The UK National Flap Registry (UKNFR): A National Database for all pedicled and free flaps in the UK; 2015. DOI: <https://doi.org/10.1016/j.bjps.2015.10.008>
- Boyle JR.** Future of surgical registries. *Br. J. Surg.* 2021; 108: 740–741. DOI: <https://doi.org/10.1093/bjs/znab176>
- Porter M, Armstrong R, Howard P, Porteous M, Wilkinson JM.** Orthopaedic registries—the UK view (National Joint Registry): impact on practice. *EFORT Open Rev.* 2019; 4: 377–390. DOI: <https://doi.org/10.1302/2058-5241.4.180084>
- Oulharj S, Pauchot J, Tropet Y.** PIP breast implant removal: a study of 828 cases. *J. Plast. Reconstr. Aesthet. Surg.* 2014; 67: 302–307. DOI: <https://doi.org/10.1016/j.bjps.2013.12.016>
- Cumberlege J.** First Do No Harm: The report of the Independent Medicines and Medical Devices safety Review; 2020. <https://www.immdsreview.org.uk/Report.html> (accessed August 29, 2021).
- Workman TA.** Engaging patients in information sharing and data collection: the role of patient-powered registries and research networks; 2013.
- Gliklich RE, Dreyer NA, Leavy MB.** Registries for evaluating patient outcomes: a User's guide [Internet]; 2014.
- Karanatsios B, Prang K-H, Verbunt E, Yeung JM, Kelaher M, Gibbs P.** Defining key design elements of registry-based randomised controlled trials: a scoping review. *Trials*. 2020; 21: 1–22. DOI: <https://doi.org/10.1186/s13063-020-04459-z>
- Nordanstig J, James S, Andersson M, Andersson M, Danielsson P, Gillgren P, Delle M, Engström J, Fransson T, Hamoud M.** Mortality with paclitaxel-coated devices in peripheral artery disease. *N. Engl. J. Med.* 2020; 383: 2538–2546. DOI: <https://doi.org/10.1056/NEJMoa2005206>
- Campbell M, McKenzie JE, Sowden A, Katikireddi SV, Brennan SE, Ellis S, Hartmann-Boyce J, Ryan R, Shepperd**

- S, Thomas J.** Synthesis without meta-analysis (SWiM) in systematic reviews: reporting guideline. *Bmj*. 2020; 368. DOI: <https://doi.org/10.1136/bmj.l6890>
12. **njrcentre, National Joint Registry.** (n.d.). <https://www.njrcentre.org.uk/njrcentre/Research/Research-Portfolio> (accessed August 29, 2021).
 13. **International Burn Injury Database – IBID.** (n.d.). <https://www.ibidb.org/> (accessed August 29, 2021).
 14. **World Health Organisation, World Health Organization. International Statistical Classification of Diseases and Related Health Problems, 10th Revision 2010.** (n.d.). <http://apps.who.int/classifications/icd10/browse/2010/en> (accessed September 22, 2021).
 15. **NHD – UKHCDO.** (n.d.). <http://www.ukhcdo.org/nhd/> (accessed August 29, 2021).

TO CITE THIS ARTICLE:

Moore CJS, Avery KNL, Young A, Hinchliffe RJ, Griffin XL, Potter S. 2021. Mapping the Landscape of Surgical Registries in the United Kingdom: A Review According to the SWiM Methodology. *International Journal of Surgery: Protocols*, 25(1), pp. 257–261. DOI: <https://doi.org/10.29337/ijsp.169>

Submitted: 08 November 2021 Accepted: 18 December 2021 Published: 31 December 2021

COPYRIGHT:

© 2021 The Author(s). This is an open-access article distributed under the terms of the Creative Commons Attribution 4.0 International License (CC-BY 4.0), which permits unrestricted use, distribution, and reproduction in any medium, provided the original author and source are credited. See <http://creativecommons.org/licenses/by/4.0/>.

International Journal of Surgery: Protocols is a peer-reviewed open access journal published by IJS Publishing Group.